



Saeco Idea Restyle

Semiautomatic table top for mid to large offices and ho.re.ca. applications

IDEARESTYLE





2

EASY TO USE

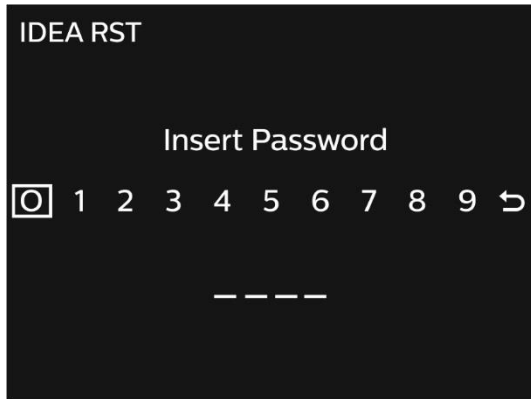
Thanks to the new *User Interface Idea Restyle* dramatically increases the usability. Everybody can get the beverages with a touch, without any training: this means great improvements of productivity and efficiency. Full color backlighting beverage pictures on a Touch Panel drive the user to choose the beverage while the High Resolution Color Display shows the brewing status of every choice you made.



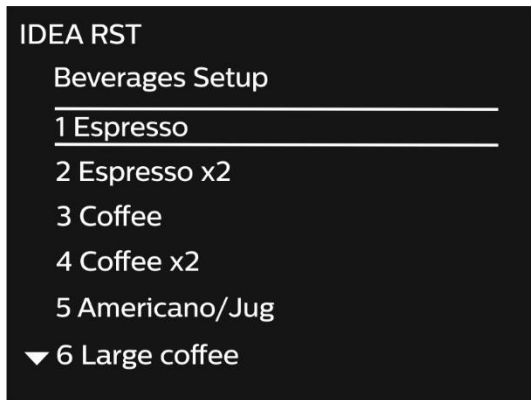
3

EASY TO MAINTAIN

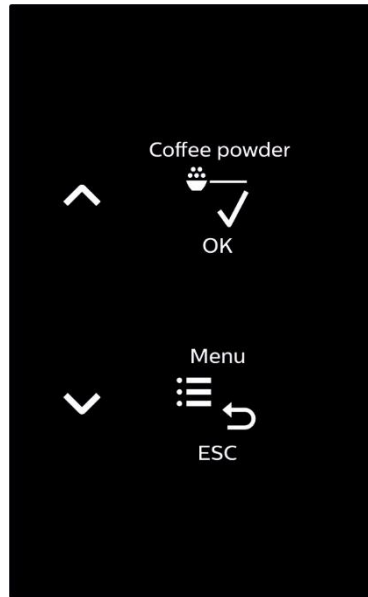
Easy to clean shapes, stainless steel front surfaces, dump box with high capacity (100 coffee cakes) and full frontal access to the removable brewing unit, easily washable in the sink.



Safe access to settings



Single beverage setup



Dedicated navigation Menu touch keys



Mechanical beverages counter

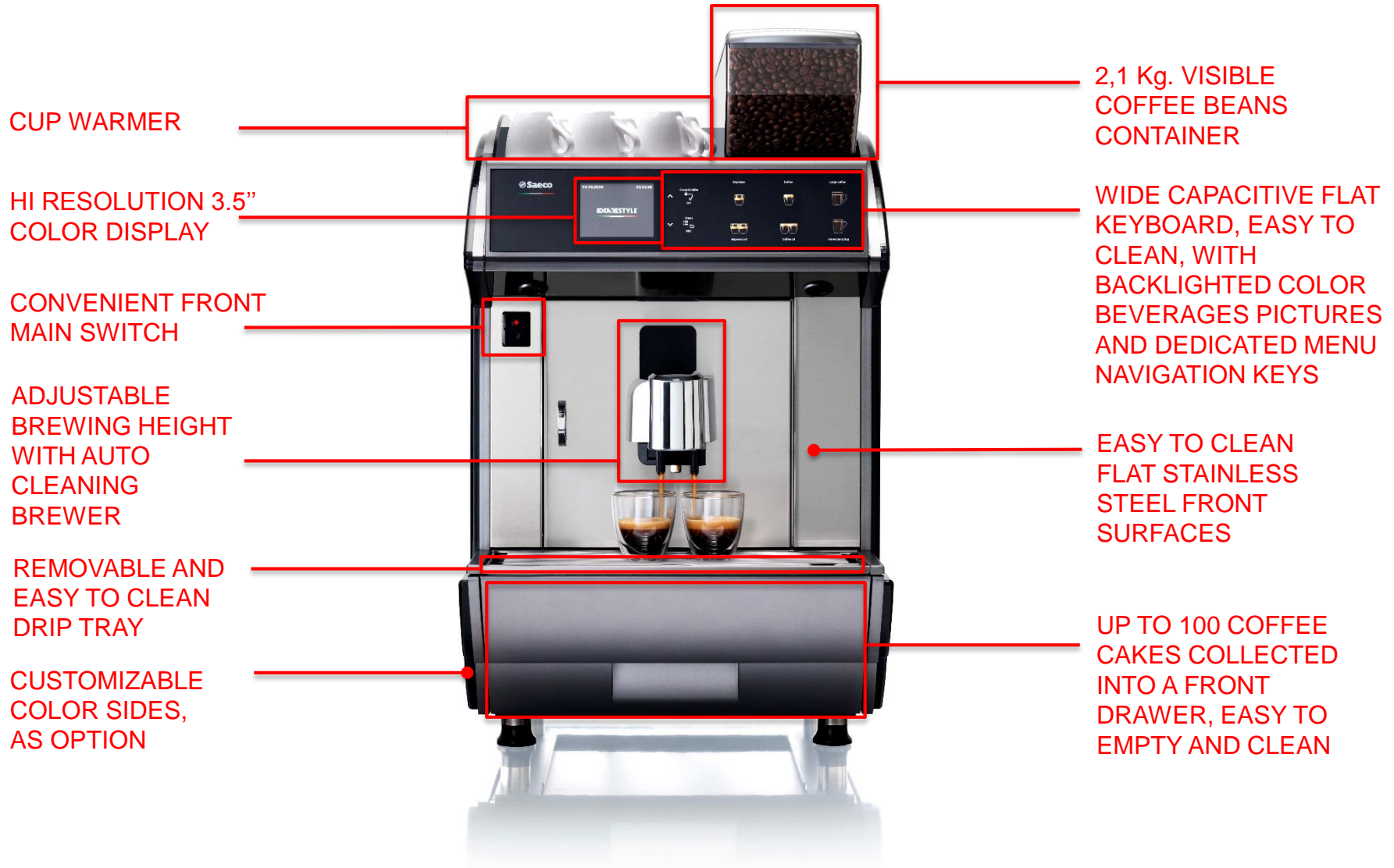
4

TOTAL CONTROL

Fully and complete beverages settings, includes beverages counter. Double safety level setting software: 1 password to access to the User settings recipes and another one for advanced technical settings (for service and installation only).

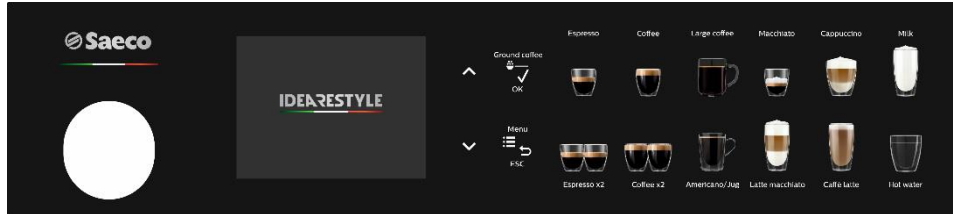
Enhanced User Interface with intuitive, direct and safe access to each beverage recipes settings, thanks to the dedicated navigation Menu touch keys. The software intelligence controls each beverage on the keyboard, so that you can also exclude the beverages you prefer not to brew (the relative picture will not be backlit in this case).

Every *Idea Restyle* version has:



Idea Restyle Cappuccino

Coffee & Milk to satisfy every consumer preference



Automatic selections for 12 different one touch beverages

- Dispenses:
- Coffee
 - Fresh Milk-based coffee drinks
 - Hot water
 - Steam

Location: Ho.Re.Ca.

Plus:

- “One touch Cappuccino” function: draws milk directly from its container and turns it into creamy froth for up to 5 selectable milk-based specialties. On the Cappuccino recipe, you can customize the brewing sequence: coffee and milk, milk and coffee, or simultaneous (for “high-speed Cappuccino”)
- Continuous steam production
- Simultaneous dispensing of coffee, hot water and steam thanks to 3 separate water circuits



Dimensions: 410 x 720 x 545 mm

The Idea *Cappuccino* version specifically has:

PRE GROUND
COFFEE INLET

STEAM WAND

- 1 STAINLESS STEEL BOILER, FOR STEAM AND HOT WATER
- 1 BRASS BOILER, FOR COFFEE

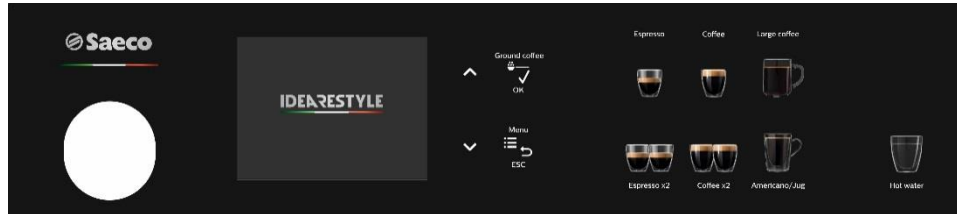
HOT WATER WAND

AUTOMATIC MILK
STOPPER FOR AUTO
CLEAN FUNCTION

MILK SUPPLY TUBE PERFECTLY
FITTING WITH FRIDGE MODULE

Idea Restyle Luxe

Coffee at its best, with steam and hot water services



Automatic selections for 7 different one touch beverages

Dispenses:

- Coffee
- Hot water
- Steam

Location: Ho.Re.Ca.

Plus:

- Continuous steam production
- Simultaneous dispensing of coffee, hot water and steam thanks to 3 separate water circuits



Dimensions: 410 x 720 x 545 mm

The Idea *Luxe* version specifically has:

PRE GROUND
COFFEE INLET

STEAM WAND

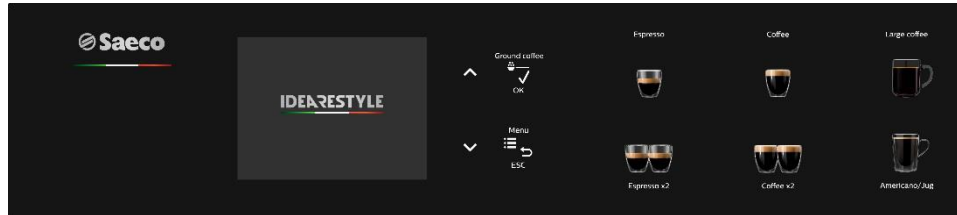
HOT WATER WAND

- 1 STAINLESS STEEL BOILER, FOR STEAM AND HOT WATER
- 1 BRASS BOILER, FOR COFFEE



Idea Restyle Coffee

Focus on Coffee for your extra module or simple self-service



- Automatic selections for 6 different one touch beverages
- Dispenses: Coffee
- Location: Ho.Re.Ca.

Plus:

- Ease of use
- Ideal for self-service coffee serving
- Ideal to double the brewing coffee capacities combined with another Idea RST machine

Dimensions: 410 x 720 x 545 mm

The Idea Coffee version specifically has:

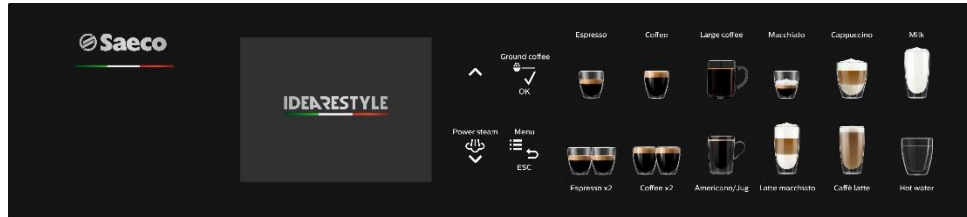
PRE GROUND
COFFEE INLET

1 BRASS BOILER:
FOR COFFEE,
REDUCING ENERGY
CONSUMPTION



Idea Restyle *Power Steam*

*Coffee & Milk to satisfy every consumer preference
& Automatic temperature Steam wand*



Automatic selections for 12 different one touch beverages

- Dispenses:
- Coffee
 - Fresh Milk-based coffee drinks
 - Hot water
 - Automatic Steam

Location: Ho.Re.Ca.

Plus:

- Automatic steam wand temperature setting
- Auto shut-off steam production
- The steam wand can be disabled for self-service function
- “One touch Cappuccino” function: draws milk directly from its container and turns it into creamy froth for up to 5 selectable milk-based specialties. On the Cappuccino recipe you can customize the brewing sequence: coffee and milk, milk and coffee, or simultaneous (“*high-speed Cappuccino*”)
- Simultaneous dispensing of coffee, hot water and steam thanks to 3 separate water circuits



Dimensions: 410 x 720 x 545 mm

The Idea *Power Steam* version specifically has:

PRE GROUND
COFFEE INLET

AUTOMATIC
TEMPERATURE
STEAM WAND

- 1 STAINLESS STEEL BOILER, FOR STEAM AND HOT WATER
- 1 BRASS BOILER, FOR COFFEE

HOT WATER WAND

AUTOMATIC MILK
STOPPER FOR AUTO
CLEAN FUNCTION

MILK SUPPLY TUBE PERFECTLY
FITTING WITH FRIDGE MODULE





Idea Restyle in location



Thank You

